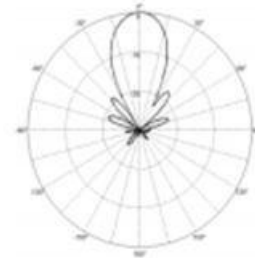


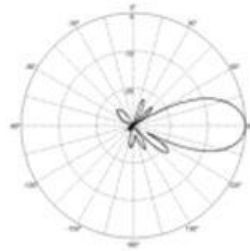
2+2 Port ESC Single Beam Lens Antenna

Electrical Specifications

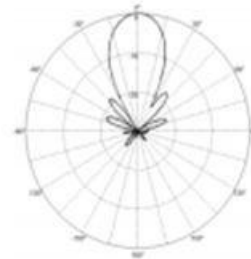
Product Name	2+2 Port ESC Single Beam Lens Antenna
Model	20220126-1
Frequency (MHz)	1710-1830/1885-2025
Number of Port	2/2
Gain (dBi)	$\geq 14/\geq 14.5$
Number of Beam	1
Horizontal Beam Pointing(°)	
Horizontal 3dB Beam width (°)	$\geq 27/\geq 25$
Horizontal 10dB Beam width (°)	
Vertical 3dB Beam width (°)	$\geq 24/\geq 21$
Vertical 10dB Beam width (°)	
Beam Crossing (dB)	
Horizontal Coverage(°)	
Sidelobe Suppression	>15
Front to Back Ratio (dB)	>25
Polarization (°)	± 45
Isolation of Polarized Ports (dB)	≥ 25
Isolation of Beam Ports (dB)	
VSWR	≤ 1.5
Input Impedance (Ω)	50
Power Rating (W)	8X100
Intermodulation IM3	$\leq -100/-$



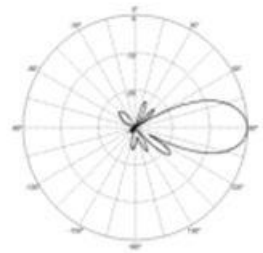
H-plane



V-plane



H-plane



V-plane

Mechanical Specifications

Mechanical Down-Tilt (°)	0~20
Antenna Dimension (mm)	546×400×400
Packaging Dimension (mm)	
Net Weight (Kg)	
Connector	4*7/16DIN-Female
Mounting Pole Diameter (mm)	50-114
Radome Material	ASA+ABS/PVC
Rated Wind Velocity (m/s)	55
Operating Temperature (°C)	-40~+70
Operating Humidity	30%~90%
Lighting Protection	DC Ground



Schematic diagram of antenna